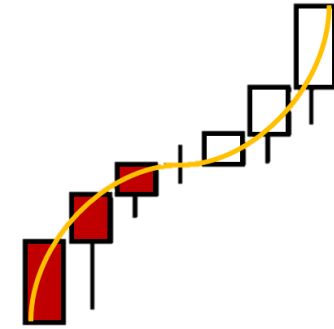


Kope's Corner



7 FEB 2020

Trading and Investing made simple and fun

DISCLAIMER

The information presented and made available on any company content is intended for educational purposes only. **Trade at your own risk.** The information is not and should not be confused with investment advice and does not attempt or claim to be a complete description of any specific securities or markets, but rather educational examples of the application of technical analysis to the market. This information has been presented and prepared without regard to any particular person's investment objectives, financial situation and particular needs because course attendees come from diverse backgrounds, with diverse objectives and financial situations. This information is of a general nature only so you should seek advice from your broker or other investment advisors as appropriate before taking any action. Your licensed securities professional, financial consultant, or tax advisor best renders investment advice. The opinions and analyses included herein are based on sources and data believed to be reliable and are presented in good faith; however, no representation or warranty, expressed or implied is made as to their completeness or accuracy. It is imperative to understand your investment risks since all stock and option investments involve significant risk. The Inflection Point Inc., in addition to all individuals of the company, from and against any and all liabilities, expenses (including attorney fees), and damages arising out of claims resulting from the use of this educational content. The Inflection Point Inc. is not a licensed investment advisor.

THIS WEEK'S TRADE HIGHLIGHT!!

CODX

Feb 7 O:3.27 H:3.29 L:2.90 C:3.00 Vol:9.55M

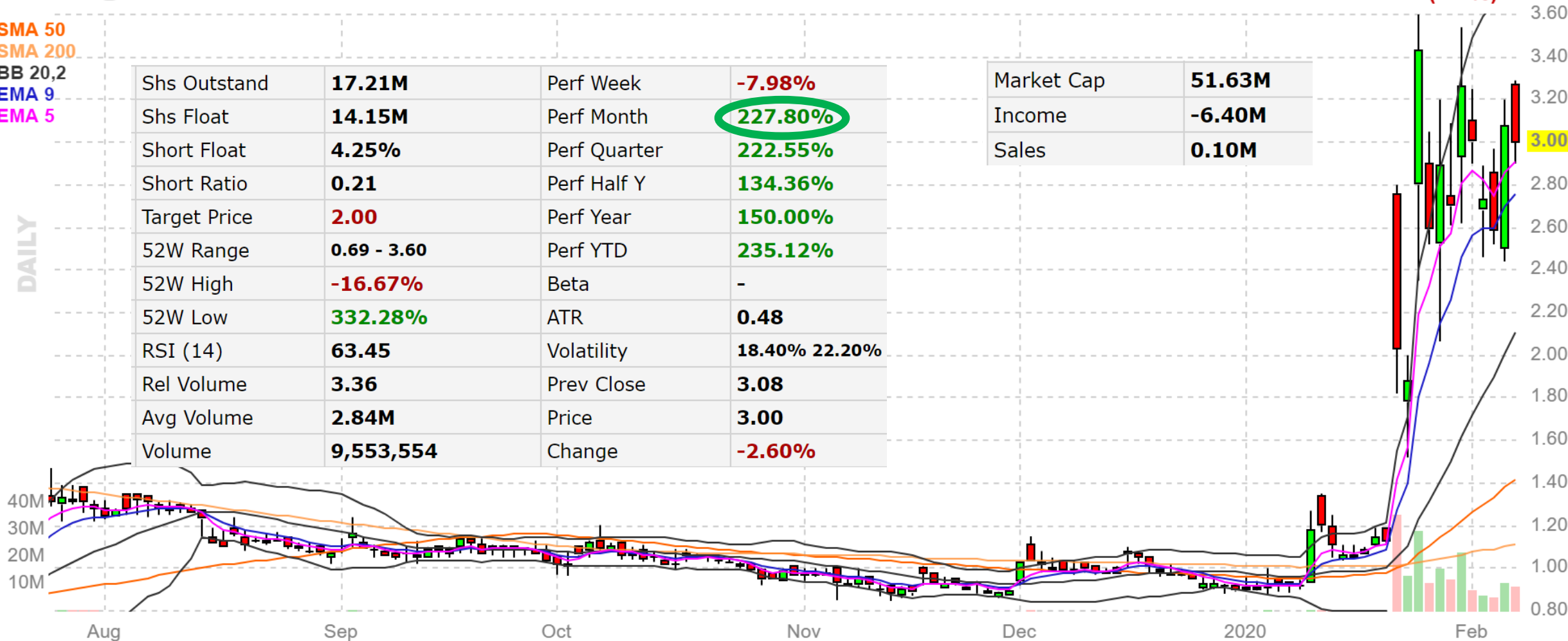
-0.08 (2.6%)

SMA 50
SMA 200
BB 20,2
EMA 9
EMA 5

Shs Outstand	17.21M	Perf Week	-7.98%
Shs Float	14.15M	Perf Month	227.80%
Short Float	4.25%	Perf Quarter	222.55%
Short Ratio	0.21	Perf Half Y	134.36%
Target Price	2.00	Perf Year	150.00%
52W Range	0.69 - 3.60	Perf YTD	235.12%
52W High	-16.67%	Beta	-
52W Low	332.28%	ATR	0.48
RSI (14)	63.45	Volatility	18.40% 22.20%
Rel Volume	3.36	Prev Close	3.08
Avg Volume	2.84M	Price	3.00
Volume	9,553,554	Change	-2.60%

Market Cap	51.63M
Income	-6.40M
Sales	0.10M

DAILY



Disclaimer: I own this

'See confirmation email' this week...

2/7/2020

Account balance

\$ 100,000.00

OCO Bracket Order

Position Sizing	Symbol	Entry Price	# of Shares	Target	o	Stop	Chart	Pattern
				30%		-15.0%		
10%	CODX	\$3.00	3333	\$ 3.90		\$ 2.55	15 min	High Base
				30%		-15.0%		
8%	SBBP	\$3.37	2967	\$ 4.38		\$ 2.86	Daily	Breakout
				20%		-10.0%		
5%	NIO	\$3.81	1312	\$ 4.57		\$ 3.43	Daily	Pullback
				50%		-25.0%		
2%	BLNK	\$2.55	784	\$ 3.83		\$ 1.91	Daily	Breakout
				100%		-50%		
1%	I	\$3.75	267	\$ 7.50		\$ 1.88	Daily	Dip Buy

Disclaimer: I own CODX and NIO

Want to talk stocks?



www.theinflectionpt.com

TIP INC.

Welcome to TIP Inc.'s (The Inflection Point Inc.'s) main page.

If you're looking to increase your returns, you've come to the right spot.

Watch this video for the exact formula for tripling your returns...

How to make 30% returns consistently
I was able to teach this exact process to Hector...

In his own words, Hector says...

"I'm using these tools to enhance my trading. I believe it's a safer approach and the tools are helping to lower my risk while trading commodities."

SL Trading

Let's talk ideas

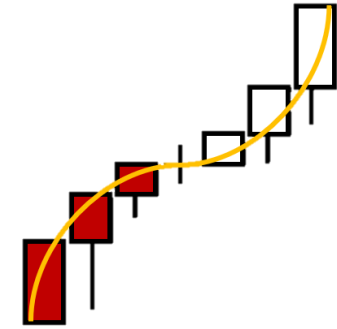
You're one **FREE** strategy session away from tripling your returns...

David W Koper

Enter Your Phone Number

See you next week!

14 FEB 2020



@theinflectionpt